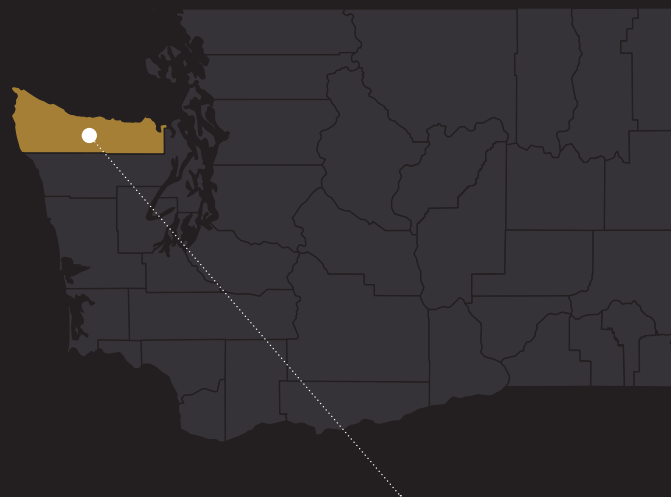


CLALLAM COUNTY

WHEN WE SAY OUR PEOPLE ARE EVERYWHERE,

we mean every Washingtonian who shares our values of racial justice and equity. The Our People Are Everywhere data project provides important information about the richness of racial and ethnic diversity in the state. This data calls us to examine if government institutions, elected offices, and community organizations reflect the multiracial reality of our home.

At Inatai we believe that there cannot be equity until real decision-making power is held by people of color; individuals who are LGBTQIA+; people who are immigrants; people with disabilities; people living on low incomes; and those who experience the compounding impacts of ableism, gender inequity, and ageism. This project provides data on one aspect of these identities.



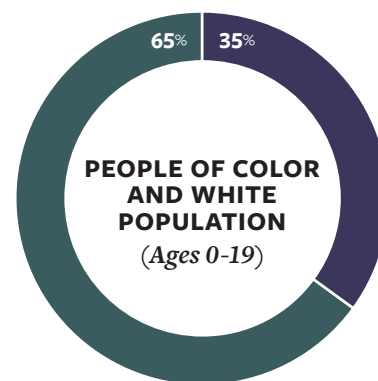
CLALLAM TOTAL POPULATION:
77,593

COMMUNITY DEMOGRAPHIC PROFILE

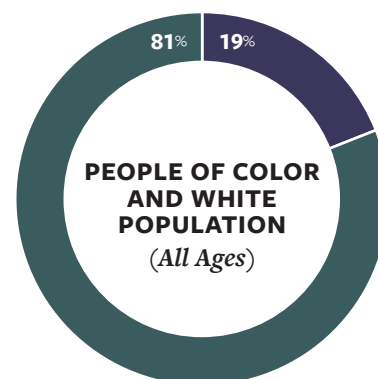
Full count data for people of color included in this table is based on the alone or in combination reporting approach used by the US Census Bureau. The sum of the percentages will be more than 100% because these groups are not mutually exclusive.

Race/Ethnicity	Count	Percent
American Indian/ Alaska Native (AI/AN)	6,004	8%
Asian/Asian American	2,456	3%
Black/African American	1,550	2%
Latine/Hispanic	5,095	7%
Native Hawaiian/ Pacific Islander (NHOPI)	191	<1%
Some Other Race	3,896	5%
White	62,668	81%

(n = 9,410) WHITE POC (n = 4,543)



(n = 62,668) WHITE POC (n = 14,925)



DATA SOURCE: 2023 American Community Survey (ACS) 5-Year Estimates Demographic and Housing Profiles and Age and Sex Profiles

CHART NOTE: POC includes all individuals that are not "white alone, non-Hispanic"